

# CENTURION




At Centurion, we believe that bicycles should do more than give you a little exercise while you get from here to there.

Bicycles should be fun. And we happen to believe that it takes the best bikes to have the most fun. Whether you're out to win a triathlon, tour the country or simply go to the store.

Our relentless desire to be number one is what keeps Centurion a lap ahead of our competition. It's why we never stop testing, refining and redesigning our entire line of bicycles.

### BUILT TO BE FIRST. AND LAST.

Centurion bicycles are not designed and built by number loving engineers who spend their lives at a drafting board. They're built by bicyclists—people who really ride bikes (and happen to know more than a little about engineering, too.)



Most importantly, Centurion bikes aren't tested by riding them around the block a few times. They're cruelly tested and refined and retested by the best bicycle racers in the world.



Every time Ironman Dave Scott wins another triathlon, he's helping us make his Centurion bicycle faster and more durable.

Every time the Centurion/Shimano/Avenir Texas Metros Women's Cycling Team hits the road, they're helping us build lighter, more responsive bicycles.

The result is a bicycle built to come in first. And last a lifetime.



### TEAMWORK GOES INTO EACH BIKE.

Led by 1983 World Champion Marianne Berglund and the rest of the 1986 Coors Classic winning Centurion/Texas Metros Team, the women contributed a lot more than just victory cups to Centurion's line of bikes.



While winning the toughest women's Coors Classic ever, by the largest time margin ever, the Centurion Team helped us determine some very important things. Like the best component groupings. And the perfect frame geometries for our new Ironman Expert Womens models.

Centurion uses only the best components made, which means Shimano derailleurs, cranks, brakes and other critical systems. And the fast-peddling Team helped us figure out how to use them to the best advantage.

Our top models feature Shimano Biopace cranksets and the latest Linear Response braking systems. The New 105 Group combines all of Shimano's race-inspired technology into their best new group ever for improved shifting, braking and rolling performance.

### OUR FRAME DESIGN IS DOWN THE TUBES.

We're constantly trying to improve our already excellent frame designs, so we took some advice from someone who is constantly putting our frames to the ultimate test: legendary triathlete Dave Scott. Dave has helped us refine our overall line frame geometry model by model, making them more race like.



Of course, superior frame geometry is just half the story. Centurion's flawless, low temperature brazing technique gives all our frames a unique sensitivity, responsiveness and feel for the road that no other bike for the price offers.

We work closely with Tange, known as the most consistent manufacturer of high quality bicycle tubing in the world; to continue the winning Centurion style of unparalleled lightness and rigidity in a chrome moly frame.

True to our pioneering tradition we broke new ground last year with our own hand made 7000-series aluminum alloy frame and fork set. For 1987 our two Ironman Expert Womens models, in Tange Champion #1 tubing, will meet the high performance demands that peak performing women have needed but could only get before in a custom made frame.

### WE SWEAT THE DETAILS.

A bicycle is no better than the sum of its parts. So we sweat every detail, from valve stems to paint.

Take, for example, using aerodynamic brake levers with hidden cables on almost every model. It's a state-of-the-art braking system that won't slow you down in mid-flight with wind drag.

And that's not the only way we found to cheat the wind. The new Panaracer Technova tires on our Ironman Master, Ironman Expert and Lemans RS use a smooth siping tread. It's not bald, not treaded, but more like a high performance motorcycle roadrace slick. And they have narrower profile for superior performance.

Being able to go faster and farther on a Centurion wouldn't be any fun at all if you were uncomfortable. We equip most of our bikes with plush Selle Italia and Vetta saddles.


Even our saddles have great seats. Sugino seat posts with a convenient graduated adjustment system we popularized.

And all of our bicycles keep rolling on rugged flat or "O" ring sealed bearings.

### FLYING COLORS.

Centurion's unique five-stage painting process has long been the envy of bicycle makers around the world. Now, we've found a way to make our bikes even more beautiful.


Now, every Centurion features a stunning two-tone paint job—something only custom frames painters could do up until now. Thanks to a process we pioneered in Japan, each Centurion comes in a lustrous two-tone paint scheme, sealed beneath a tough, protective polymer coat.



So, no matter which Centurion you choose, it will look as sleek and fast as it really is.

We are proud to present the 1987 Centurions. Built with the most advanced race technology available.

And built to be the most fun you can have on two wheels.



## IRONMAN EXPERT

Designed for the triathlete or aspiring road racer the Expert is painstakingly detailed to outduel the competition. With essentially the same frame as the Master, the Expert is light, quick and responsive, exactly what you'd expect from a bike designed in conjunction with The Ironman, Dave Scott.

Equipped with Shimano's New 105 component group the Expert has all the features of bikes costing hundreds more: SIS shifting, 32 spoke hubs, Linear Response braking, Biopace chainrings, aero brake levers and Wolber Alpine hard anodized rims.

E X P E R T  
**IRONMAN** Dave Scott



Vetta Mundial Race suede leather racing saddle with lycra seatcover.

Centurion five stage paint and custom-style dualtone finish.

New, Shimano 105 SLR Linear Response braking system. Provides superior braking force with less hand pressure.

Custom mix of Tange Champion #1 tubing.

Frame fit pump peg.

Two sets of water bottle bosses.

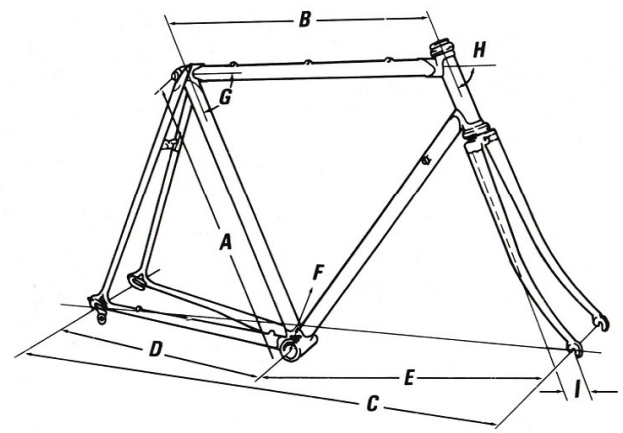

Special Tange Unicrown-style fork.

32 instead of 36 spokes (48 to 60cm sizes). Lighter with less rotational air resistance.


New, Shimano 105 low profile crank with racing Biopace chainrings.

Wolber Alpine/TX aero hard anodized rims with New Panaracer Tecnova 115psi rated tires.

New, Shimano 105 SIS Index System derailleur group.



	<i>Ironman Master</i>	<i>Ironman Expert</i>	<i>Ironman Expert Womens</i>	<i>Lemans RS</i>	<i>Accordo RS</i>	<i>Sport DLX</i>	<i>Signet</i>
A	58cm	58cm	46cm	48cm	58cm	23"	23"
B (mm)	569	569	490	500	570	570	569
C (mm)	1010	1010	954	985	1015	1015	1045
D (mm)	419	410	410	410	415	415	435
E (mm)	600	600	550	580	600	600	610
F (mm)	70	70	60	55	70	70	66
G	74	74	74	75	73	73	73
H	74	74	72	72	73	73	73
I	45	45	48	50	45	45	50
Weight (lbs)	22.7	23.7	21.9	22.2	25.0	26.6	28.2



## IRONMAN MASTER

The most popular bike of its kind ever to hit the American market is still a perfect competition machine. Whether you're looking for professional-level performance or just enjoy a tough training ride, the Ironman Master is for you.

Built with Tange #1 double butted chrome moly tubing, the Master also features Shimano 600 EX SIS click-indexed shifting, Biopace chainrings, aero brake levers, new Panaracer Tecnova tires and 32 spoke Wolber Alpine or TX Aero hard anodized rims.

M A S T E R  
**IRONMAN** Dave Scott



### IRONMAN EXPERT WOMENS


Why should a woman buy an Ironman? Because we put the same painstaking research and race-bred performance into all of our Ironman models.

Shimano's New 105 group is the perfect high performance group to complement our high performance frames.

The Centurion Women's Team worked with us on the ideal frame geometry elite-class women cyclists need.

The 46cm frame size uses a 24" front wheel, which keeps the frame proportions correct with no compromises. The 48cm size is very similar to our men's 48cm frame but with a top tube length short enough to keep a rider from 5'3" to 5'6" in perfect riding position.

*New, Shimano 105 SIS Index System derailleur group.*



*Araya 20A dark anodized rims. 46cm size has 24 x 1", 28 hole front. 700 x 25c, 32 hole rear. 48cm size has 700 x 20c wheels.*

*CENTURION — Special, Vetta Womens saddle with lycra seatcover.*

*Centurion five stage paint and custom-style dualtone finish.*

*Custom mix of Tange Champion #1 tubing.*

*New, Shimano 105 SLR Linear Response braking system. Provides superior braking even with small hands.*

*Two sets of water bottle bosses.*

*Special Tange Unicrown-style fork.*

*New, Shimano 105 low profile crank with racing Biopace chainrings.*





# SPORT DLX

## SPORT DLX

Better than ever for 1987 and the most fully loaded sport/recreational bike in its price range the Sport DLX fills the gap between a strictly entry-level ten speed and full-race models. All the features you expect and some you don't from a bike in this price range.

Three tubes of Tange's Infinity chrome moly tubing, Shimano Z brakes and handlebar stem mounted SIS click-indexed shifting make the DLX the bicycle equivalent of the fully loaded car.



New, Shimano SIS Index System stem mounted shift levers.

Comfortable, cushioned Centurion anatomic saddle.

Striking, dualtone paint scheme with protective clear coating.

Convenient quick release hubs front and rear with sealed bearings.

Proven quality Weinmann 116 aluminum alloy rims.

Three main tubes of Tange Infinity double butted chrome moly tubing.

Two sets of water bottle bosses.

Wide, stable double sided platform pedals.

Sugino VP 1 piece alloy crankset.

Shimano L-532 SIS Index System derailleur.

---

## SIGNET

The Centurion Signet invites you to enjoy the thrills of sport cycling without the heavy investment. Constructed from fully lugged high carbon steel tubing the Signet gives the quality but budget conscious rider the chance to experience the sport without worrying about maintenance and durability.

Available in mens and womens models and 24" wheel Junior boys and girls models. All are built to last a lifetime with a sturdy Shimano Skylark derailleur and you'll appreciate the quality of Dia Compe's 500 N brakeset.

---



---

## CAVALETTO

It's easy for a bicycle company to say their bike has features found only on more expensive bikes but hard to prove.

The Cavaletto's proof is in the lightweight skinwall tires, Weinmann alloy rims, quick release front hub for easy storage and security, reliable Shimano derailleur system and the famous high quality Centurion frame and finish. Available in lightweight, sturdy mixte frame sizes for those who prefer a step-through frame.

---

	IRONMAN MASTER	IRONMAN EXPERT	IRONMAN EXPERT WOMENS	LEMANS RS	ACCORDO RS	SPORT DLX	CAVALETT0	SIGNET
<b>Frame Construction</b>	Full Tange Champion #1 tubaset. Investment cast seat lug. Brazed on pump peg and 2 sets of water bottle bosses.	Full Tange Champion #1 tubaset. Brazed on pump peg and 2 sets of water bottle bosses.	Full Tange Champion #1 tubaset. 2 sets of water bottle bosses.	Tange Champion #2 double butted chrome moly. Brazed on pump peg and 2 sets of water bottle bosses.	Tange Infinity double butted chrome moly 3 main tubes. Forged dropout. Brazed on pump peg and 2 sets of water bottle braze ons.	Tange Infinity double butted chrome moly 3 main tubes. 2 sets of brazed on water bottle bosses.	Carbon steel and 4130 chrome moly tubing. Fully lugged. Full cable guides, brazed on water bottle bosses.	Carbon steel tubing. Fully lugged. Full cable guides, brazed on water bottle bosses.
<b>Fork</b>	Tange Champion #1 chrome moly. Special Centurion narrow sloping crown.	Special Tange #1 Unicrown. Integral sloping crown design.	Special Tange #1 Unicrown. Integral sloping crown design.	Tange Mangalloy. Sloping crown.	High tension steel with Centurion designed crown. Forged tips.	High tension steel with Centurion designed crown. Forged tips.	High carbon steel.	High carbon steel.
<b>Brake</b>	Shimano 600 EX sidepull with 600 EX aero brake levers. Gunmetal grey finish.	Shimano New 105 SLR Linear Response sidepull. With New 105 SLR aero brake levers.	Shimano New 105 SLR Linear Response sidepull. With New 105 SLR aero brake levers. Special easy grip levers.	Shimano L490 SLR Linear Response system sidepull with SLR aero brake levers.	Shimano L490 SLR Linear Response system sidepull with aero brake levers.	Shimano Z OR sidepull with gum hooded extension levers.	Dia Compe 500 N sidepull with extension levers.	Dia Compe 500 N sidepull with extension levers.
<b>Chain</b>	Shimano UG. Bevelled plates. Silver and black finish.	Shimano UG. Bevelled plates. Silver and black finish.	Shimano UG. Bevelled plates. Silver and black finish.	Shimano UG. Bevelled plates. Silver and black finish.	Shimano UG. Bevelled plates. Silver and black finish.	Shimano UG. Bevelled plates. Black finish.	Black.	Black.
<b>Crankset</b>	Shimano 600 EX with Biopace. 53/42T. Gunmetal grey finish. Sealed BB assembly. Anatomic sizing.	Shimano New 105 with Biopace. 52/42T. Sealed BB assembly. Anatomic sizing.	Shimano New 105 with Biopace. 52/42T. Sealed BB assembly. 165mm crank length.	Shimano B126 with Biopace. 52/42T. Sealed BB assembly. Anatomic sizing.	Sugino VP-110. 52/40T. Sealed BB assembly. Anatomic sizing.	Sugino VP-110. 52/40T. Sealed system BB. Anatomic sizing.	Sakae CTC-532. Cotterless. 52/40T. Anatomic sizing.	Sakae CTC-532. Cotterless. 52/40T. Anatomic sizing.
<b>Derailleurs</b>	Shimano 600 EX SIS Index System, rear. 600 EX, front. SIS levers. Gunmetal grey finish.	Shimano New 105 SIS, rear. New 105, front. With brazed on SIS levers.	Shimano New 105 SIS, rear. New 105, front. With brazed on SIS levers.	Shimano L-525 SIS Index System, rear. Z-206, front. Brazed on SIS levers.	Shimano L-523 SIS Index System, rear. Z-202, front. Brazed on SIS levers.	Shimano L-532 SIS Index System, rear. Z-202, front. Stem mounted SIS levers.	Shimano RD-Z-501, rear. FD-AX-50, front. With SL-Z-401 stem shift levers.	Shimano Skylark, rear. AX-50, front. With QS-10 stem shift levers.
<b>Freewheel</b>	Shimano 600 EX 13-21T, 6 speed. Silver finish. Sealed system.	Shimano Z. 13-24T, 6 speed. Silver finish.	Shimano Z. 13-24T, 6 speed. Silver finish.	Shimano Z. 13-26T. 6 speed. Silver finish.	Shimano Z. 14-28T. 6 speed. Silver finish.	Shimano Z. 14-28T. 6 speed. Black finish.	Shimano Z 14-28T. 6 speed.	Shimano 14-28T. 5 speed.
<b>Handlebar</b>	Nitto B-115 aluminum alloy. Padded tape. Anatomic sizing.	Nitto B-115 aluminum alloy. Padded tape. Anatomic sizing.	Nitto B-115 aluminum alloy. Padded tape. Anatomic sizing. Special narrow width.	Kusuki WP-B. Reinforced aluminum alloy. Padded tape. Anatomic sizing.	Centurion reinforced aluminum alloy. Padded tape. Anatomic sizing.	Centurion alloy center reinforced. Foam cushion grips. Anatomic sizing.	Centurion alloy center reinforced. Foam cushion grips. Anatomic sizing.	Steel. Foam cushion grips. Anatomic sizing.
<b>Stem</b>	Nitto Young. Aluminum alloy. Anatomic sizing.	Nitto Young. Aluminum alloy. Anatomic sizing.	Nitto Young. Aluminum alloy. Anatomic sizing.	Kusuki Win Sigma. Aluminum alloy. Anatomic sizing.	Delta DA. Aluminum alloy. Anatomic sizing.	Delta DA. Aluminum alloy. Anatomic sizing.	Delta DA. Aluminum alloy. Anatomic sizing.	Delta. Aluminum alloy. Anatomic sizing.
<b>Headset</b>	Shimano 600 EX. Aluminum alloy. Sealed system.	Shimano New 105 low profile. Aluminum alloy. Sealed system.	Shimano New 105 low profile. Aluminum alloy. Sealed system.	Centurion steel. Sealed system.	Centurion steel.	Centurion steel.	Centurion steel.	Centurion steel.
<b>Hubs</b>	Shimano 600 EX. Sealed system. 32 hole, 48 to 60cm. 36 hole, 62 and 64cm.	Shimano New 105. Sealed system. 32 hole, 48 to 60cm. 36 hole, 62 and 64cm.	Shimano New 105. Sealed system. 28 hole front, 32 hole rear, 46cm size. 32 hole front/rear, 48cm size.	Centurion/Suzue small flange alloy. Quick release. Sealed system.	Centurion small flange alloy. QR front and rear. Sealed system.	Centurion small flange alloy. QR front and rear. Sealed system.	Centurion small flange steel front and rear. Quick release, front.	Centurion small flange steel front and rear.
<b>Pedals</b>	Shimano 600 EX aero with integral toe clips. Sugino nylon straps.	Shimano New 105 aero with integral plastic toe clips. Sugino nylon toe straps.	Shimano New 105 aero with integral plastic toe clips. Sugino nylon toe straps.	New, MKS AR-B. Aluminum alloy. With Cat Eye plastic clips and Sugino nylon toe straps.	Victor VP-390. Aero style with integrated plastic toe clips and nylon straps.	Victor VP-391. Double sided platform.	Victor VP 391. Double sided platform.	Victor VP-391. Double sided platform.
<b>Rims</b>	Wolber Alpine/TX aero hard anodized. 700 x 20c. 32 hole, 48 to 60cm. 36 hole, 62 and 64 cm.	Wolber Alpine/TX aero hard anodized. 700 x 20c. 32 hole, 48 to 60cm. 36 hole, 62 and 64cm.	Araya 20A dark anodized rims. 24 x 1", 28 hole front, 700 x 25c. 32 hole rear. 46cm size. 700 x 20c, 32 hole front and rear, on 48cm size.	Araya 20C dark anodized. 700 x 20c. 36 hole.	Weinmann 913. 700 x 20c. Aluminum alloy. 36 hole.	Weinmann 116. 27 x 1 1/4. Aluminum alloy.	Weinmann 116. 27 x 1 1/4. Aluminum alloy.	27 x 1 1/4. Steel chrome plated.
<b>Seat</b>	Selle Italia Turbo. Genuine suede calfskin.	Vetta Mundial Race. Genuine suede leather with lycra seatcover.	Vetta Womens. Genuine leather with lycra seatcover.	Vetta racing. With lycra seatcover.	Vetta racing. With lycra seatcover.	Centurion anatomic.	Centurion anatomic.	Centurion anatomic.
<b>Seatpost</b>	Sugino SP-KC. 27.0mm. With graduated height scale.	Sugino SP-KCL. 27.0mm. With graduated height scale.	Sugino SP-KCL. 27.0mm. With graduated height scale.	Sugino SP-KCL. 27.0mm. With graduated height scale.	Delta DP-S. 27.0mm. Aluminum alloy, micro adjust type.	Chrome plated steel. 27.0mm.	Chrome plated steel. 25.8mm.	Chrome plated steel. 25.8mm.
<b>Spokes</b>	Stainless steel. 14ga with black chrome nipples.	Stainless steel. 14ga.	Stainless steel. 14ga.	Stainless steel. 14ga.	Stainless steel. 14ga.	High carbon steel. 14ga.	High carbon steel. 14ga.	High carbon steel. 14ga.
<b>Tires</b>	New, Panaracer Tecnova. 700 x 20c. Special smooth siping tread, rated 115 psi.	New, Panaracer Tecnova. 700 x 20c. Special smooth siping tread, rated 115 psi.	New, Panaracer Tecnova. 700 x 20c. 24 x 1"/700c x 25c on 46cm size. Special smooth siping tread, rated 115 psi.	New, Panaracer Tecnova. 700 x 25c. Special smooth siping tread, rated to 115 psi.	Cheng Shin 700 x 25c high pressure skinwall. Rated to 100 psi.	Cheng Shin 27 x 1 1/4. Skinwall, rated 95 psi.	Cheng-Shin 27x1 1/4. Skinwall, rated 95 psi.	Cheng Shin 27 x 1 1/4. Gumwall, rated 85 psi.
<b>Frame Sizes</b>	48, 50, 52, 54, 56, 58, 60, 62, 64cm.	48, 50, 52, 54, 56, 58, 60, 62, 64cm.	46cm size with 24" front wheel. Special shortened 48cm size with 700c wheels.	48, 50, 54, 56, 58, 60, 64cm.	19 1/4, 21, 23, 25 inch.	19 1/4, 21, 23, 25 inch.	Mens: 19,21,23,25 in. Mixte: 17,19 in.	Mens: 19 1/4, 21, 23, 25 in. Womens: 17, 19 inch. Boys 24" wheel: 18 inch. Girls 24" wheel: 18 inch.
<b>Colors</b>	Lemon Yellow with White dualtone, Bright Marine Green with White dualtone. Clear coated.	Magenta with Yellow dualtone. Guards Red with White dualtone. Clear coated.	Peach with White dualtone. Clear coated.	Bright Marine Green with White dualtone. Black with Yellow dualtone. Clear coated.	Guards Red with White dualtone. Yellow with White dualtone. Clear coated.	Bright Marine Green with Silver dualtone. Black with Yellow dualtone. Clear coated.	Charcoal with grey dualtone. Blue with Silver dualtone. Peach with white dualtone, mixte. Clear coated.	Guards Red with Silver dualtone. Aqua with Silver dualtone. Clear coated.

Distributed by:



Home of Centurion • Diamond Back • Avenir • Newbury Park, California • Dallas, Texas • Denver, Colorado • Dayton, New Jersey

Centurion bicycles carry a no-time-limit-warranty. See your Centurion owner's manual. Specifications subject to change without notice. All Centurion bicycles are manufactured & tested to meet all current Federal, State and CPSC safety standards. Centurion is a registered trade name of WSI. All rights reserved.

Printed in the U.S.A.

95-35-808